



Confirmation

**Our Savior's Lutheran
Church
7th and 8th Grade
Confirmation Ministry**

2023/2024

7th/8th Grade Confirmation Schedule

September 2023 – May 2024

(Classes run from 5:15 pm to 7:00 pm unless otherwise noted)

September 13 – Orientation 6:00 P.M. (7-8 Gr. and parents/guardians)

September 20 – Session 1 w/acolyte training (7-8 Gr.)

September 27 – Session 2 (7-8 Gr.)

October 4 – No Confirmation Middle School Conferences

October 11 – Session 3 (7-8 Gr.)

October 18 – Session 4 (7-8 Gr.)

October 25 – Session 5 (7-8 Gr.)

November 1 – Fellowship Night

November 8 – Session 6 (7-8 Gr.)

November 15 – Session 7 (7-8 Gr.)

November 22 – No Confirmation (Thanksgiving Eve)

November 29 – Session 8 (7-8 Gr.)

December 6 – Session 9 (7-8 Gr.)

December 13 – Session 10 (7-8 Gr.)

December 20 & 27 No Confirmation (Christmas Break)

January 3 – Session 11 (7-8 Gr.)

January 10 – Session 12 (7-8 Gr.)

January 17 – Session 13 (7-8 Gr.)

January 24 – Session 14 (7-8 Gr.)

January 31 – Fellowship Night

February 7 – No Confirmation (Middle School Conferences)

February 14 – Session 15 & Ash Wednesday Worship (7-8 Gr.)

February 21 – Session 16 (7-8 Gr.)

February 28 – Session 17 (7-8 Gr.)

March 6 – Session 18 (7-8 Gr.)

March 13 – No Confirmation (Start of Spring Break)

March 20 – Session 19 (7-8 Gr.)

March 27 – No Confirmation (Holy Week)

April 3 – 8th Gr Only (Faith Statement Work)

April 10 – 8th Gr Only (Faith Statement Work)

April 17 – 8th Gr Only (Faith Statement Work)

April 24 – Fellowship Night (7-8 Gr.)

May 1 – (7-8 Gr.) Presentation of Faith Statements by 8th graders during Wednesday Word. 7th graders to listen to the 8th grade faith statements.

May 5 – Affirmation of Faith, 10:45 Sunday Service

Putting Everything Together or "How Does All This Work?"

What is confirmation?

The Rite of Confirmation is a worship service in which you'll have a chance to tell the people around you what you believe. You'll hear the promises given to you when you were baptized, and you'll get to say, "Yes, I believe those promises belong to me!" That's why we call it the **Service of Affirmation of Baptism**; you *affirm* (or say yes) to your baptism and all it means. Our Confirmation Program is designed to help you explore and discover what you're saying yes to! The service of Affirmation of Baptism will be held on the first Sunday in May each year for our Eighth Graders who have completed Confirmation.

Why do we do confirmation anyway?

Five hundred years ago Martin Luther took a trip to the peasant country to find out how the church was doing out there. He wasn't pleased; people didn't even know the basics of the faith. So old Martin decided to do something about it. He wrote the *Small Catechism* so parents could teach their kids about the faith and learn something themselves along the way.

All these years later, here you are on the receiving end of the *Small Catechism*, and we're still helping young people learn about their faith and strengthen their ties to the Church. We're not doing it just because we've always done it. We do confirmation *because it's a good idea*.

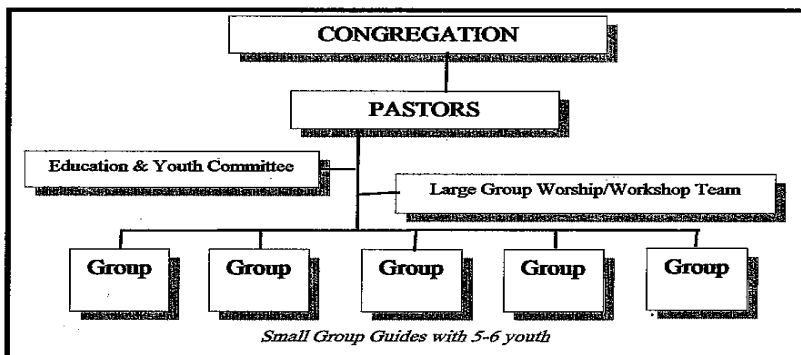
We live in a crazy world that's full of hard choices. We're surrounded by demanding voices. Confirmation is a good idea because it can help you understand that world and sort out the voices. Most of all, it's a good idea because at confirmation you can hear about the biggest choice of all: what God says about you in your baptism, "*Yes! You're mine. And I'll never let you go!*" That's a good thing to know and something you can depend on, too!

Why small groups?

You'll be learning all about God's choice for you in baptism by participating in a small group. Your group will have four or five other kids in it, along with an adult Guide. Along the way, you'll get to ask questions of people you trust, have some fun with your friends, and do some of the work that Jesus asks you to do.

"Take Me to Your Leader, Earthling"

The Confirmation Program falls under the oversight of the OSLC Education Committee. The Pastor and the Confirmation Instructor work cooperatively to plan and present the Large Group sessions each Wednesday evening. Each Small Group, consisting of anywhere from 5-9 students, is led by an adult Group Guide. The Instructor's job is to teach the content of confirmation, support the Group Guides and coordinate the Wednesday night sessions, along with being available to the students. Here's what our structure looks like:



2023-2024 CONFIRMATION OVERVIEW

CONFIRMATION EXPECTATIONS:

- Attend and participate in all Wednesday Night Workshops and Fellowship Events/Servant Events.
- Complete twelve (12) Sermon Maps by May 5, 2024
- Acolyte in Sunday worship according to sign-up schedule for one month.
- Fee of \$30 to cover materials.
- Bring your Bible to each Wednesday Night Workshop!
- Attend Worship Services, Sundays, on a regular basis

COMPONENTS OF CONFIRMATION:

Large Group:

- Bible Exploration
- Presentation on Theme
- Small Catechism Study (Apostles' Creed, Sacraments, Ten Commandments, Lord's Prayer)

Small Groups:

- Mutual Support/Friendship
- Discussion of Catechism Lesson
- Applying Bible/Faith to every day
- Bible story reading
- Servant Event (Pg. 6)
- Fellowship Event (Pg. 7)
- Prayer
- Attending Sunday Worship (12 Sermon Maps) (Pg. 3, 9, 10)

Life in a Small Group

purpose	What are these Junior High/Confirmation Ministry small groups all about anyway? It's about getting to know each other, getting to know our Lord, and getting to know His Church.
who	Who are the small groups for? It's for you, that's who! That's how God works. He wants His gifts to be for you. The small groups are for you, for your friends, for anyone who needs a place to belong, to share and care for one another.
new people	Does this mean I can invite my friends who don't belong to Our Savior's? Sure. That would be a good way to put your faith to work in the real world. All we ask is that you help new people in your group understand and live by the ground rules.
study	What are we going to study in our small groups? You. Your world. Your God. We'll work to understand them all a little bit better by exploring the Bible and studying Martin Luther's Small Catechism.
group agenda	What do you do in the group meetings? First, you'll gather in a large group for singing, games, activities and a chunk of God's Word. Then you'll break out into your small group which has these parts: a) Check-in: find out how everyone's doing. b) Scratch the surface: take a first look at the topic for the night. c) Dig deeper: use the Bible and the Catechism to understand the night's topic better. d) Taking it home: talk about what it all means for your life in the real world. e) Taking it to God: pray about things that concern you, thank God for things you're happy about, tell Him what you need.
other activities	What else do we do with our small groups? On a regular basis you'll do an activity outside of the church building. For example, occasionally you'll do a fun fellowship activity with your group. Then, you may do a service project as a group.
guides	Who leads our meetings? Each group will have a carefully selected and supported adult guide. That person will make sure the group stays on track, keep your confidences, and be interested in what's happening in your life.

Ground Rules for small groups

	<p>What are the ground rules for being in a small group? Each time your small group meets, you should go over the following ground rules for your life together:</p>
priority	<p>While you're a member of a small group, you give group meetings priority.</p>
participation	<p>Everyone participates in the small groups, but no one dominates.</p>
respect	<p>Everyone is given the right to their own opinion, and "dumb questions" are encouraged and respected. Everyone treats others as lovable, valuable and capable children of God.</p>
new people	<p>The group stays open to new people at every meeting, as long as they know and understand the ground rules.</p>
confidentiality	<p>Anything that is said in the meeting is never repeated outside the meeting.</p>
support	<p>Permission is given to call upon each other (especially your Guide) in time of need – even in the middle of the night.</p>

Wednesday Night Confirmation

Below is the schedule of our Wednesday Evening Lesson nights:

Supper at 5:15 pm,
Large group at 5:35 pm,
followed by **small group discussion**,
followed by **worship**.

Blessing at the font at 7:00 pm.

Service Projects

Occasionally your small group may do some kind of service project. Along with your Small Group Guide, you and your group will decide what you want to do. When you meet to complete your project, you'll take time to check in with each other, have a devotion or Bible reading, and say a group prayer. Then you'll go to it with your project.

Here are some ideas for your group's service projects. But don't be limited by this list: use your imagination and creativity and come up with your own ideas, too!

Clean up a section of road	Rake leaves
Mow lawns	Wash cars
Wash windshields	Hang storm windows
Put together care packages for college students/GI's	Write letters to college students/GI's
Visit residents of a nursing home	Spring/Fall yard clean-up for a shut-in
Create a time and talent sheet for Jr. & Sr. High kids	Christmas basket for a needy family
Make a banner for the church	Clean your meeting room
Usher together at worship	Help decorate the church for Christmas or Easter
	Serve a meal at a soup kitchen in Rapid City

What other ideas can you come up with?

Fellowship Activities

Your Small Group will do a fun fellowship activity together a couple of times throughout the year. You'll decide with your Small Group Guide what you'll do.

When you meet for your fellowship activity, you'll check in with each other to see how you're doing, have a brief devotion and say a group prayer. Then you'll do whatever fun and creative thing your Group has come up with to do together.

Have a great time!

Sermon Summary and Worship Notes

purpose

Why are we asked to do a Sermon Summary? Well, mostly, because Christians worship together! In order to nurture a living faith, we need to hear the promises and challenges of God as they come to us through the spoken Word in worship. Asking you to summarize what you hear in worship, through the scriptures shared and the sermon preached, even the prayers prayed and the songs sung, helps you think through what God's Holy Spirit might be wanting you to hear that day.

how

What does the Sermon Summary entail? Easy-peasy... just LISTEN for main points, themes, promises, challenges, etc. as scriptures are shared and the sermon is preached. The key is to listen... and tell us what you hear on the first part of the Summary sheet. Then, simply answer the questions that follow.

where

How do I find a blank Sermon Summary sheet? Out in the Fellowship Hall you'll find the ushers' counter right outside the doors to the worship space. Blank Sermon Summary sheets are kept in a tray on the left side of that counter. Please put completed Sermon Summaries in the bottom tray on your way out from worship, or give them directly to your Small Group Guide.

how many

What's the goal? We ask you to complete 12 Sermon Summaries by the end of April. (You could actually knock this out in a few months, considering you'll have about three-dozen Sundays until then☺) Occasionally, we'll allow a Sermon Summary to be done during a Wednesday Word service..

SERMON MAP AND WORSHIP NOTES

Your
Name: *Chris Eschun*

Your
Grade: *8th*

Date of Sermon:
9-9-07

THE CHURCH YEAR

Sunday of the Church Year:

16th Sunday in/after Pentecost

Color of the
Season:
Green

THE LESSONS

First
Lesson: *Jeremiah 11*

Theme of First Lesson:
God wants to be close to us.

Second
Lesson: *Romans 8*

Theme of Second Lesson:
Nothing can separate me from God

Gospel
Lesson: *Matthew 28*

Theme of Gospel Lesson:
Jesus sends us out.


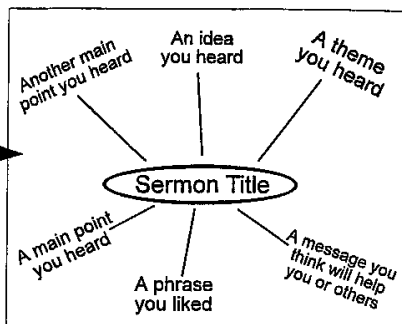
TAKING IT HOME

What was the most significant thing about worship today?
Jesus gave me His gifts in Holy Communion.

How to Make a Sermon Map

In the circle in the center of this sheet, write the sermon title. Then draw spokes around the title and write out ideas, or phrases, or main points that you hear in the sermon. When you are finished you should have a map of the sermon plotted out.

Just like this ...



Month for Acolyte

Month

Notes:
