

Our Savior's Lutheran Church
7th and 8th Grade
Confirmation Ministry

small

group

Handbook



2018/19

7th/8th Grade Confirmation Schedule

September 2018 – May 2019

(Supper at 5:16 pm - Classes run from 5:35 pm to 7:00 pm unless otherwise noted)

September 12:	Orientation
September 19:	Class
September 26:	Class
October 3:	Class
October 10:	NO CONFIRMATION (Middle School Conferences)
October 17:	Class
October 24:	Class
October 31:	NO CONFIRMATION
November 7:	Class
November 14:	Class
November 21:	NO CONFIRMATION (Thanksgiving Eve)
November 28:	Small Group Fellowship Night
December 5:	Advent Family Worship
December 12:	Advent Family Worship
December 19:	Advent Family Worship
December 26:	NO CONFIRMATION or Wednesday Word (Winter Break)
January 2	NO CONFIRMATION (Winter Break)
January 9:	Small Group Fellowship Night
January 16:	NO CONFIRMATION (Middle School Conferences)
January 23:	Class
January 30:	Class
February 6:	Class
February 13:	Class
February 20:	Class
February 27:	Class
March 6:	Class ASH WEDNESDAY
March 13:	NO CONFIRMATION (Eve of Spring Break)
March 20:	8 th Grade Class
March 27:	8 th Grade Class
April 3:	8 th Grade Class
April 10:	NO CONFIRMATION (Middle School Conferences)
April 17	NO CONFIRMATION or Wednesday Word (Holy Week)
April 24:	Wrap-Up Night for 7 th and 8 th Grades
May 1	8 th Grade Faith Statements at Wednesday Word (7 th Graders Present as well at 6:26)
May 5	Confirmation Sunday

Putting Everything Together or "How Does All This Work?"

What is confirmation?

The Rite of Confirmation is a worship service in which you'll have a chance to tell the people around you what you believe. You'll hear the promises given to you when you were baptized, and you'll get to say, "Yes, I believe those promises belong to me!" That's why we call it the **Service of Affirmation of Baptism**; you *affirm* (or say yes) to your baptism and all it means. Our Confirmation Program is designed to help you explore and discover what you're saying yes to! The Service for Affirmation of Baptism will be held on Reformation Sunday, the last Sunday in October each year, for our Ninth Graders who've completed Confirmation.

Why do we do confirmation anyway?

Five hundred years ago Martin Luther took a trip to the peasant country to find out how the church was doing out there. He wasn't pleased; people didn't even know the basics of the faith. So old Martin decided to do something about it. He wrote the *Small Catechism* so parents could teach their kids about the faith and learn something themselves along the way.

All these years later, here you are on the receiving end of the *Small Catechism*, and we're still helping young people learn about their faith and strengthen their ties to the Church. We're not doing it just because we've always done it. We do confirmation *because it's a good idea*.

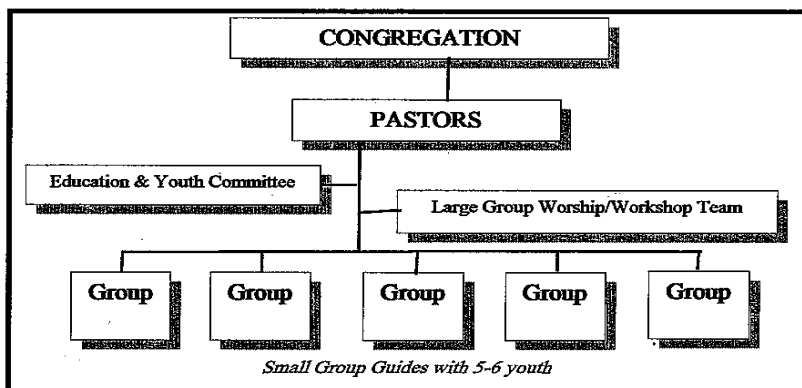
We live in a crazy world that's full of hard choices. We're surrounded by demanding voices. Confirmation is a good idea because it can help you understand that world and sort out the voices. Most of all, it's a good idea because at confirmation you can hear about the biggest choice of all: what God says about you in your baptism, "*Yes! You're mine. And I'll never let you go!*" That's a good thing to know and something you can depend on, too!

Why small groups?

You'll be learning all about God's choice for you in baptism by participating in a small group. Your group will have four or five other kids in it, along with an adult Guide. Along the way, you'll get to ask questions of people you trust, have some fun with your friends, and do some of the work that Jesus asks you to do.

"Take Me to Your Leader, Earthling"

The Education Committee manages the Confirmation Ministry. A worship workshop team helps plan and teach the Wednesday Night Workshop. Each small group has an adult Guide and five or six kids. The Pastor's job is to teach the content of confirmation, support the Guides, coordinate the Wednesday Night Workshops, and be available to the kids. Here's what our structure looks like:



2018-2019 CONFIRMATION OVERVIEW

CONFIRMATION EXPECTATIONS:

- Attend and participate in all Wednesday Night Workshops and Fellowship Events/Servant Events.
- Complete fifteen (15) Sermon Maps by May 5, 2019 (2 per month)
- Acolyte in Sunday worship according to sign-up schedule for one month.
- Fee of \$30 to cover materials and Wednesday Night Workshop Meals.
- Bring your Bible to each Wednesday Night Workshop!
- Attend Worship Services, Sundays, on a regular basis

COMPONENTS OF CONFIRMATION:

Large Group:

- Devotional Time with Music/Prayer
- Bible Exploration
- Presentation on Theme
- Small Catechism Study (Apostles' Creed, Sacraments, Ten Commandments, Lord's Prayer)

Small Groups:

- Mutual Support/Friendship
- Discussion of Catechism Lesson
- Applying Bible/Faith to every day
- Bible story reading
- Servant Event (Pg. 6)
- Fellowship Event (Pg. 7)
- Prayer
- Attending Sunday Worship (15 Sermon Maps) (Pg. 3, 9, 10)

Life in a Small Group

purpose	What are these Junior High/Confirmation Ministry small groups all about anyway? It's about getting to know each other, getting to know our Lord, and getting to know His Church.
who	Who are the small groups for? It's for you, that's who! That's how God works. He wants His gifts to be for you. The small groups are for you, for your friends, for anyone who needs a place to belong, to share and care for one another.
new people	Does this mean I can invite my friends who don't belong to Our Savior's? Sure. That would be a good way to put your faith to work in the real world. All we ask is that you help new people in your group understand and live by the ground rules.
study	What are we going to study in our small groups? You. Your world. Your God. We'll work to understand them all a little bit better by exploring the Bible and studying Martin Luther's Small Catechism.
group agenda	What do you do in the group meetings? First, you'll gather in a large group for singing, games, activities and a chunk of God's Word. Then you'll break out into your small group which has these parts: a) Check-in: find out how everyone's doing. b) Scratch the surface: take a first look at the topic for the night. c) Dig deeper: use the Bible and the Catechism to understand the night's topic better. d) Taking it home: talk about what it all means for your life in the real world. e) Taking it to God: pray about things that concern you, thank God for things you're happy about, tell Him what you need.
other activities	What else do we do with our small groups? On a regular basis you'll do an activity outside of the church building. For example, occasionally you'll do a fun fellowship activity with your group. Then, you may do a service project as a group.
guides	Who leads our meetings? Each group will have a carefully selected and supported adult guide. That person will make sure the group stays on track, keep your confidences, and be interested in what's happening in your life.

Ground Rules for small groups

What are the ground rules for being in a small group? Each time your small group meets, you should go over the following ground rules for your life together:

priority

While you're a member of a small group, you give group meetings priority.

participation

Everyone participates in the small groups, but no one dominates.

respect

Everyone is given the right to their own opinion, and "dumb questions" are encouraged and respected. Everyone treats others as lovable, valuable and capable children of God.

new people

The group stays open to new people at every meeting, as long as they know and understand the ground rules.

**confiden-
tiality**

Anything that is said in the meeting is never repeated outside the meeting.

support

Permission is given to call upon each other (especially your Guide) in time of need – even in the middle of the night.

Wednesday Night Confirmation

Below is the schedule of our Wednesday Evening Lesson nights:

Supper in Fellowship Hall at 5:16 pm.

Meal followed by **large group lesson**,
followed by **small group discussion**,
followed by **worship**.

Blessing at the font at 7:00 pm.

Service Projects

Several times during the year your small group will do some kind of service project. Along with your Small Group Guide, you and your group will decide what you want to do. When you meet to complete your project, you'll take time to check in with each other, have a devotion or Bible reading, and say a group prayer. Then you'll go to it with your project.

Here are some ideas for your group's service projects. But don't be limited by this list: use your imagination and creativity and come up with your own ideas, too!

- | | |
|---|---|
| Clean up a section of road | Rake leaves |
| Mow lawns | Wash cars |
| Wash windshields | Hang storm windows |
| Put together care packages
for college students/GI's | Write letters to college students/GI's |
| Visit residents of a nursing home | Spring/Fall yard clean-up for a shut-in |
| Create a time and talent sheet
for Jr. & Sr. High kids | Christmas basket for a needy family |
| Make a banner for the church | Clean your meeting room |
| Usher together at worship | Help decorate the church for Christmas
or Easter |
| | Serve a meal at a soup kitchen in Rapid City |

What other ideas can you come up with?

Fellowship Activities

Your Small Group will do a fun fellowship activity together several times throughout the year. You'll decide with your Small Group Guide what you'll do.

When you meet for your fellowship activity, you'll check in with each other to see how you're doing, have a brief devotion and say a group prayer. Then you'll do whatever fun and creative thing your Group has come up with to do together.

Have a great time!

Sermon Maps and Worship Notes

purpose

Why do we have to make sermon maps? There's no secret here. The reason for sermon maps is that Christians go to church. If you're going to have a living faith, there's no way you can do it without hearing God's Word in worship. The two go together like peanut butter and jelly, and green eggs and ham. Requiring sermon maps of you makes sure you and your family hears God's promises about you.

how

What do you do with a sermon map? If you've never done a sermon map before, it's as simple as anything. All you have to do is fill in the blanks on the side about worship. Then just listen to the sermon. Write down anything important that you hear, using the directions on the sermon map. Turn it in to your Small Group Guide who'll keep track of them through the year.

where

How do I get a blank sermon map? Out in the Fellowship Hall you'll find a counter outside the sanctuary doors. Blank sermon maps and pencils are kept in a tray on that counter. Don't put completed maps back in that tray – give them to your Guide.

how many

What's the requirement? You will have completed 15 sermon maps by May 6. That's not such a hard assignment when you remember that there are 42 different worship services you can complete a sermon map in by that time.

other requirements

What else do I need to do as part of this confirmation ministry? Aside from completing 15 sermon maps, no other outside written assignments are required. You must attend and take part in every Wednesday Night Workshop, fellowship event and service project. All written work happens in your small group.

SERMON MAP AND WORSHIP NOTES

Your Name: *Chris Eschum*

Your Grade: *8th*

Date of Sermon: *9-9-07*

THE CHURCH YEAR

Sunday of the Church Year:
16th Sunday in/after Pentecost

Color of the Season:
Green

THE LESSONS

First Lesson: *Jeremiah 11*

Theme of First Lesson:
God wants to be close to us.

Second Lesson: *Romans 8*

Theme of Second Lesson:
Nothing can separate me from God

Gospel Lesson: *Matthew 28*

Theme of Gospel Lesson:
Jesus sends us out.


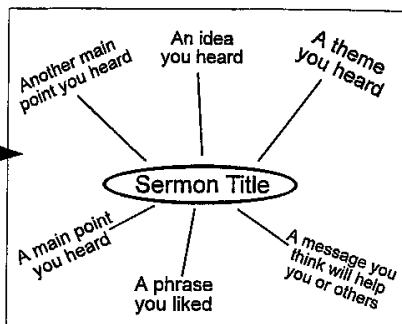
TAKING IT HOME

What was the most significant thing about worship today?
Jesus gave me His gifts in Holy Communion.

How to Make a Sermon Map

In the circle in the center of this sheet, write the sermon title. Then draw spokes around the title and write out ideas, or phrases, or main points that you hear in the sermon. When you are finished you should have a map of the sermon plotted out.

Just like this ...



Month for Acolyte

Month

Wednesday Meal

Date

Notes:
